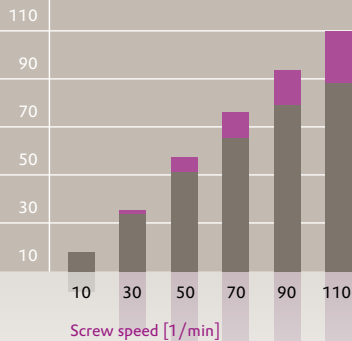


**PROFILE
EXTRUSION**

VESTENAMER®



Linear
flow rate
[cm/min]



VESTENAMER® Use in profile extrusion

In many areas of profile production, the use of VESTENAMER® as a processing aid has become state of the art. The option of VESTENAMER® addition is already being extensively used to increase the stability of the raw profiles and to improve flowability, surface smoothness, and dimensional stability.

Use in extremely hard profiles (e.g., profile bases for clamping profiles) is a particularly time-tested application. Here, VESTENAMER® results not only in increased vulcanizate hardness but also significantly improved processability.

Using VESTENAMER® in profile extrusion enables an increase in linear and mass flow rates together with reduced melt pressure in front of the die, leading to savings in specific energy consumption.

The tests were performed on a plasticizer-free compound for technical hoses based on EPDM rubber (see formulation in Table 2) using a Brabender extruder. To achieve essentially the same ejection temperatures in all tests, the cylinder and die temperatures were adjusted for the different speeds (for additional data see Table 1, top right).

Table 1: **Technical Data**

Machine

Manufacturer	Brabender
Type	Plasti-Corder
Cylinder diameter	19mm
Type of heating	electrical
Screw	compression screw
L/D ratio	20

Extrusion die

Profile	Garvey profile
Dimension	ASTM D 2230-78

Table 1:

Temperature comparison

	Screw speed [min-1]	Temperature		
		Cylinder	Die	Extrudate
Compound A	20	90 °C	110 °C	97 °C
Compound B	20	83 °C	103 °C	94 °C
Compound A	50	82 °C	102 °C	96 °C
Compound B	50	83 °C	103 °C	92 °C
Compound A	80	75 °C	95 °C	87 °C
Compound B	80	80 °C	100 °C	94 °C
Compound A	110	75 °C	95 °C	87 °C
Compound B	110	79 °C	99 °C	94 °C



Profile

Table 2:

Compound formulation

	Compound A	Compound B
EPDM*	100	80
VESTENAMER® 8012	-	20
ZnO	3	3
Struktol WB 42	3	3
N 550	75	75
DCP, 40% on CaCO ₃	6.5	6.5
TRIM (activator)	1.0	0.5

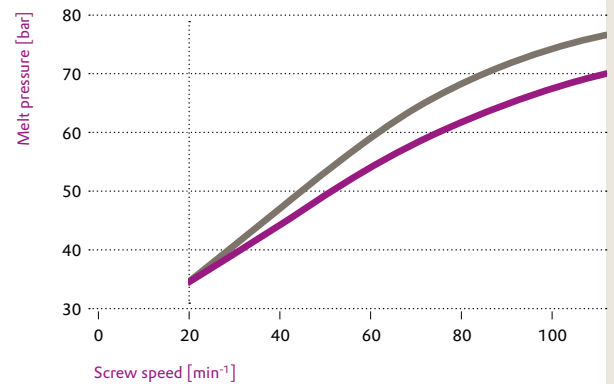
*Unsaturation: 8 DB/1000C • ethylene content: 50 % • 100 °C ML(1+4): 45

Formulation of an EPDM-based plasticizer-free compound for technical hoses



VESTENAMER® Processing data profile extrusion

1 Melt pressure



— Compound A
— Compound B VESTENAMER® based

ADVANTAGES OF VESTENAMER® 8012

The processing data from the sample compounds clearly show the beneficial effect of VESTENAMER® (Figs. 1 to 5). At extremely low screw speeds (approx. 20 min⁻¹), linear- and mass-flow rates and the melt pressure in front of the nozzle are almost the same for the two compounds, while the extrudate swell and specific energy consumption for the compound containing VESTENAMER® are lower.

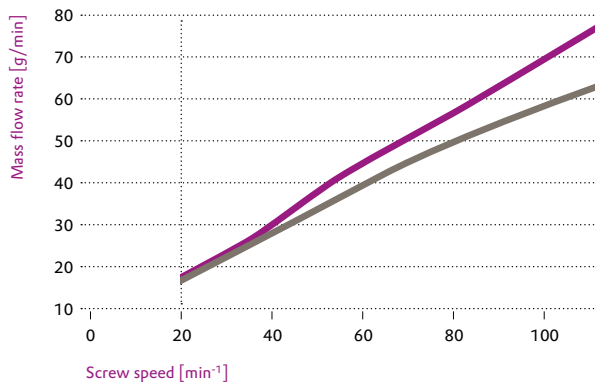
As screw speed increase, the linear- and mass-flow rates of VESTENAMER®-containing compounds (B) increase more sharply than for the pure EPDM compound (A).

Conversely, the melt pressure in front of the die and the specific energy consumption behave just the opposite: The higher the screw speed, the more significant the difference between compounds with (B) and without (A) VESTENAMER®. For the former, the values are consistently lower. The values for the extrudate swell develop more or less in parallel, though the values for compound A are substantially higher.

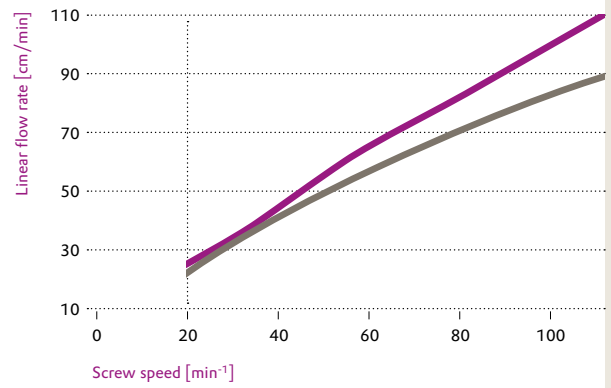
The advantages of using VESTENAMER® are therefore clear, particularly at higher screw speeds: Higher linear and mass throughputs are obtained (in specific cases, the difference is around 22 percent) with lower values of specific energy consumption, melt pressure, and extrudate swell.

An interesting observation is made when for a given machine setting a compound without VESTENAMER® is replaced by the corresponding compound with VESTENAMER®: The die swell is reduced significantly. By increasing the screw speed, the die swell (that is, the profile geometry) can be brought back to the original level but at much higher throughput. Depending on the conditions chosen in practice, this effect may well be higher than in the example presented here.

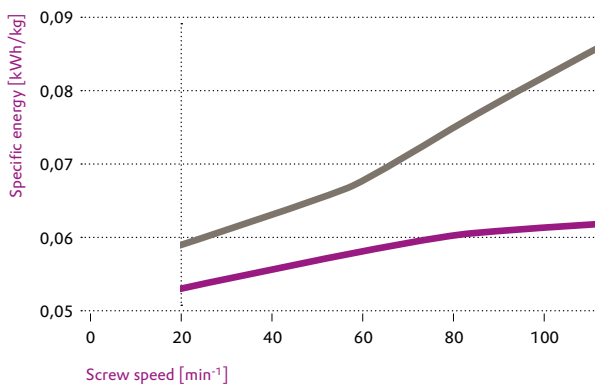
2 Mass flow rate



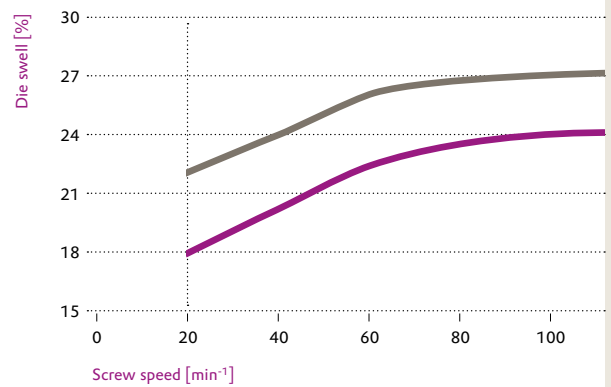
3 Linear flow rate



4 Specific energy



5 Die swell



— Compound A
— Compound B VESTENAMER[®] based

EVONIK RESOURCE EFFICIENCY GMBH

High Performance Polymers
45764 Marl, Germany

Phone +49 2365 49-9227

evonik-hp@evonik.com

www.vestenamer.com

www.evonik.com

This information and all technical and other advice are based on Evonik's present knowledge and experience. However, Evonik assumes no liability for such information or advice, including the extent to which such information or advice may relate to third-party intellectual property rights. Evonik reserves the right to make any changes to information or advice at any time, without prior or subsequent notice. Evonik disclaims all representations and warranties, whether expressed or implied, and shall have no liability for, merchantability of the product or its fitness for a particular purpose (even if Evonik is aware of such purpose), or otherwise. Evonik shall not be responsible for consequential, indirect or incidental damages (including loss of profits) of any kind. It is the customer's sole responsibility to arrange for inspection and testing of all products by qualified experts. Reference to trade names used by other companies is neither a recommendation nor an endorsement of the corresponding product, and does not imply that similar products could not be used.

VESTENAMER® is a registered trademark of Evonik Degussa GmbH.

02/en